

A stylized graphic in shades of blue and white, depicting a sailboat with three sails on the left and two evergreen trees on the right, set against a light blue background with a white sun or moon. The graphic is positioned on the left side of the slide, partially overlapping a dark blue wave graphic at the bottom.

Data Report:

Wasaga Beach

January 2018


County of Simcoe Economic Development Office

ECONOMY OVERVIEW



Population, Average Age, Income and Wages

POPULATION



Year	Population
2011	17,537
2016	20,675
2031 (Forecasted)	27,500

AVERAGE HOUSEHOLD INCOME



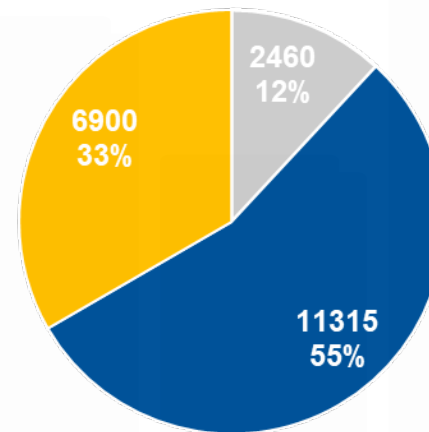
Year	Average Household Income
2010	\$66,250
2015	\$74,297

AVERAGE WAGES



2016	\$32,978
(67% of national average)	

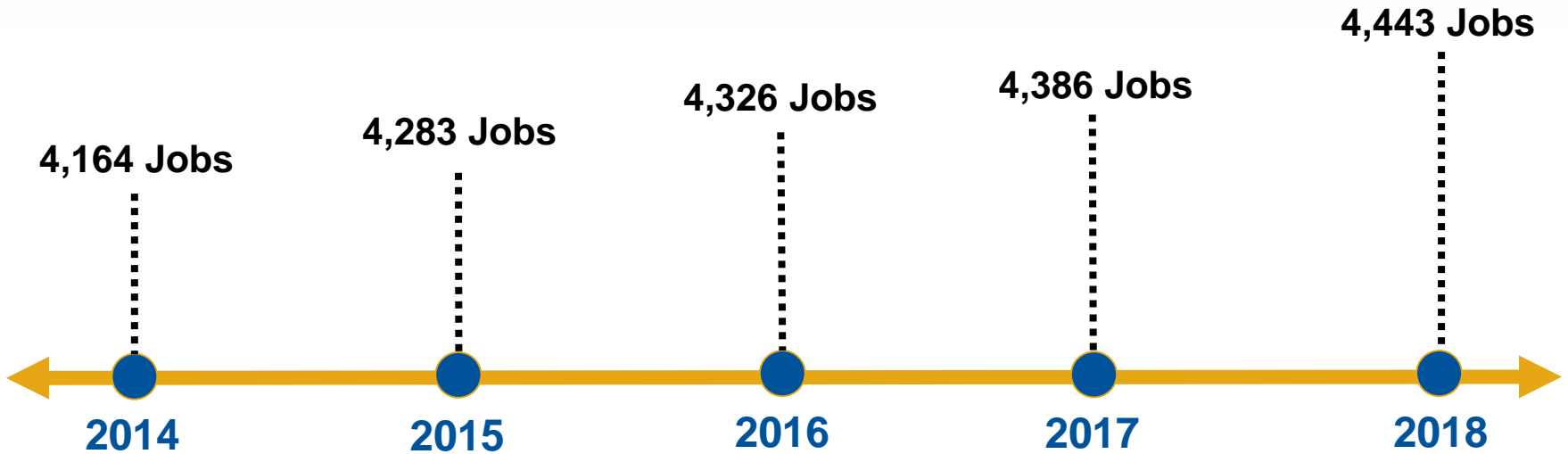
AGE GROUPS



- 0-14 years
- 15-64 years
- 65 years and over

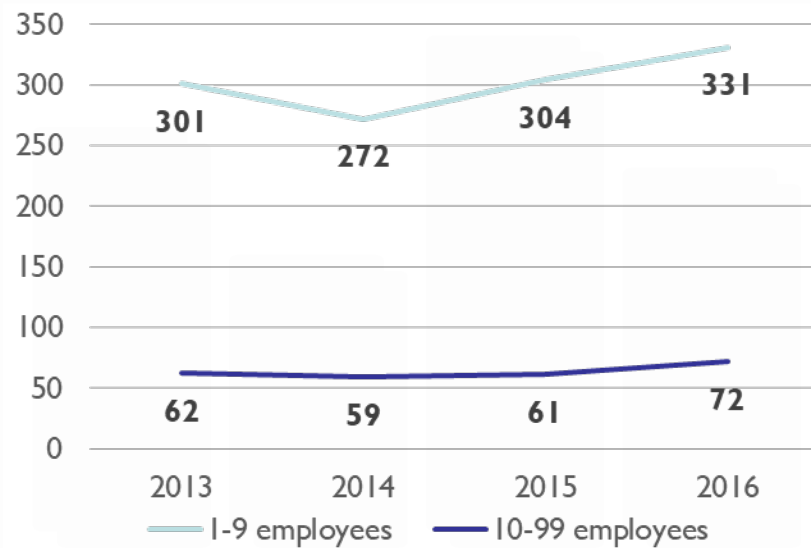


Local Job Trends



Number of Employers

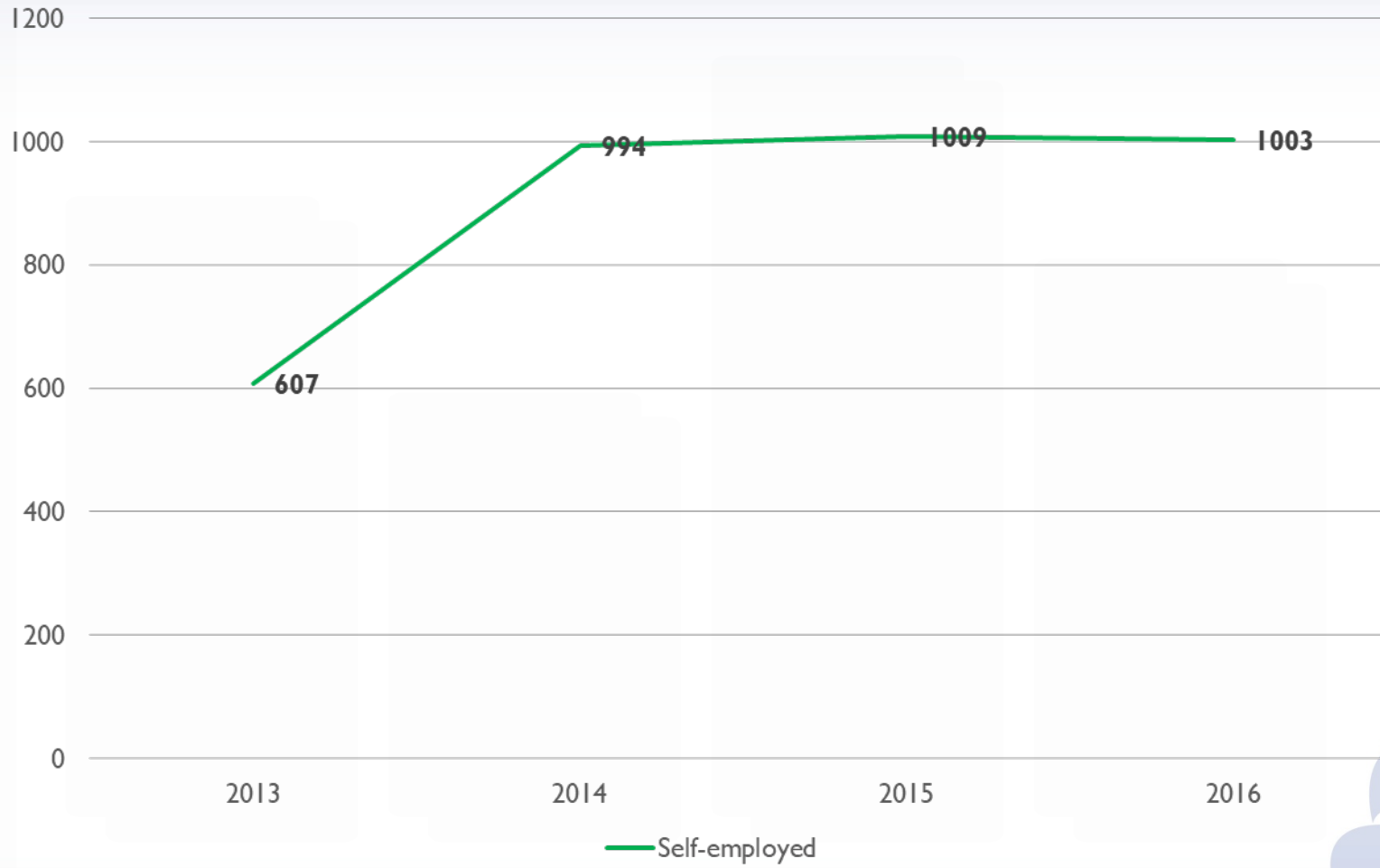
Employers with 1-99 employees



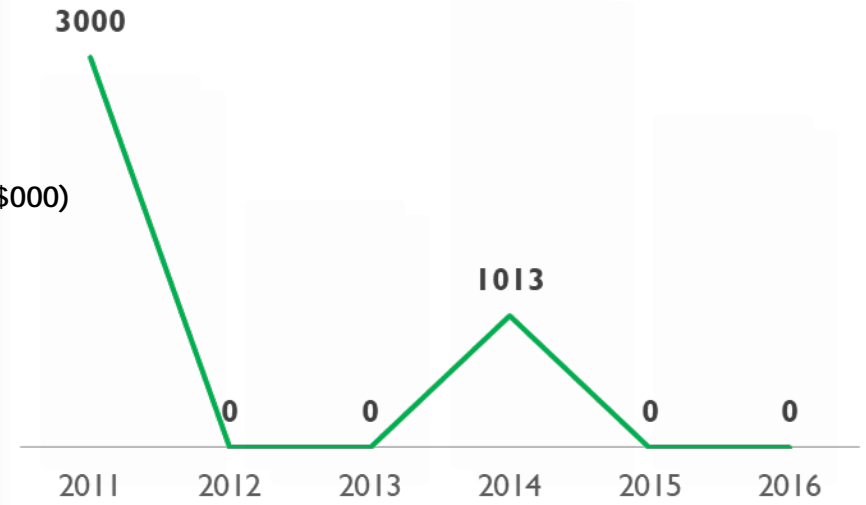
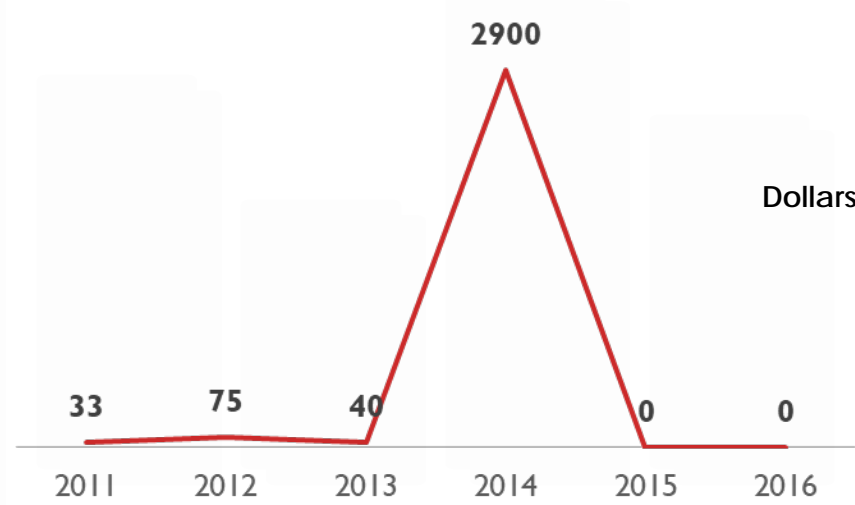
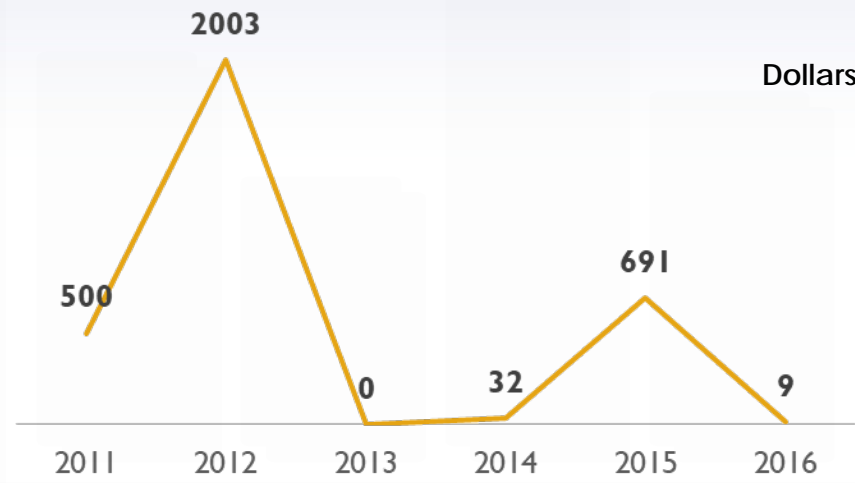
Employers with 100+ employees



Number of Self-Employed Businesses



2011 – 2016 Building Permits Value



— Commercial
 — Residential
 — Industrial
 — Institutional

Source: Statistics Canada, 2012-2017 Building Permits

2016 Building Permits Value



COMMERCIAL



\$9,000

RESIDENTIAL



\$88.16 million
296 new units

INDUSTRIAL



\$0

INSTITUTIONAL



\$0

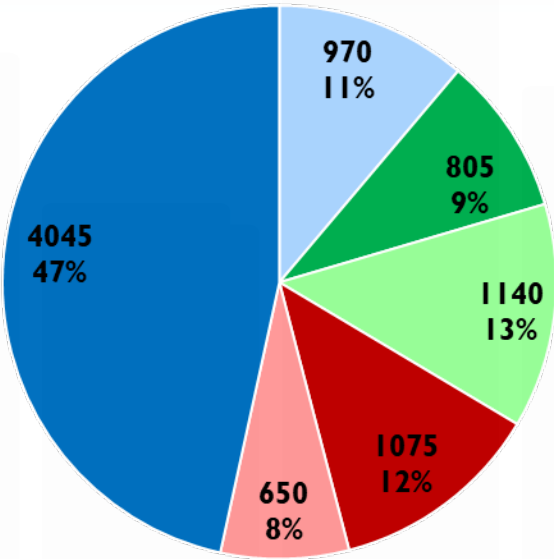
INDUSTRIES



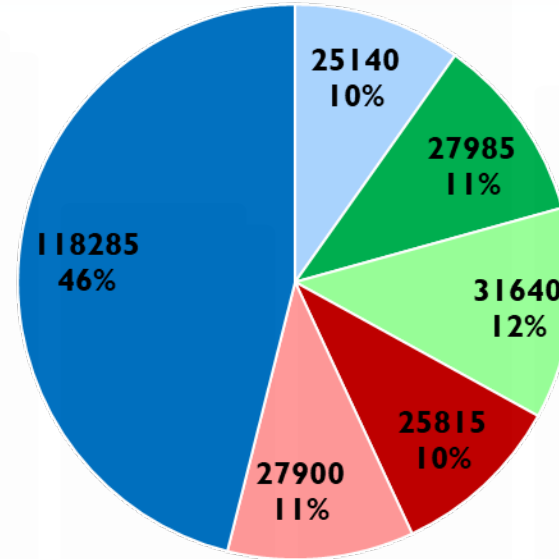
Key Industries by Job Numbers



Wasaga Beach



Simcoe County



Other: Agriculture, forestry, fishing and hunting, Mining, quarrying, and oil and gas extraction, Utilities, Wholesale trade, Transportation and warehousing, Information and cultural industries, Finance and insurance, Real estate and rental and leasing, Professional, scientific and technical services, Management of companies and enterprises, Administrative and support, waste management and remediation services, Educational services, Other services (except public administration), Public administration

Construction

Retail trade

Manufacturing

Other

Health care and social assistance

Tourism

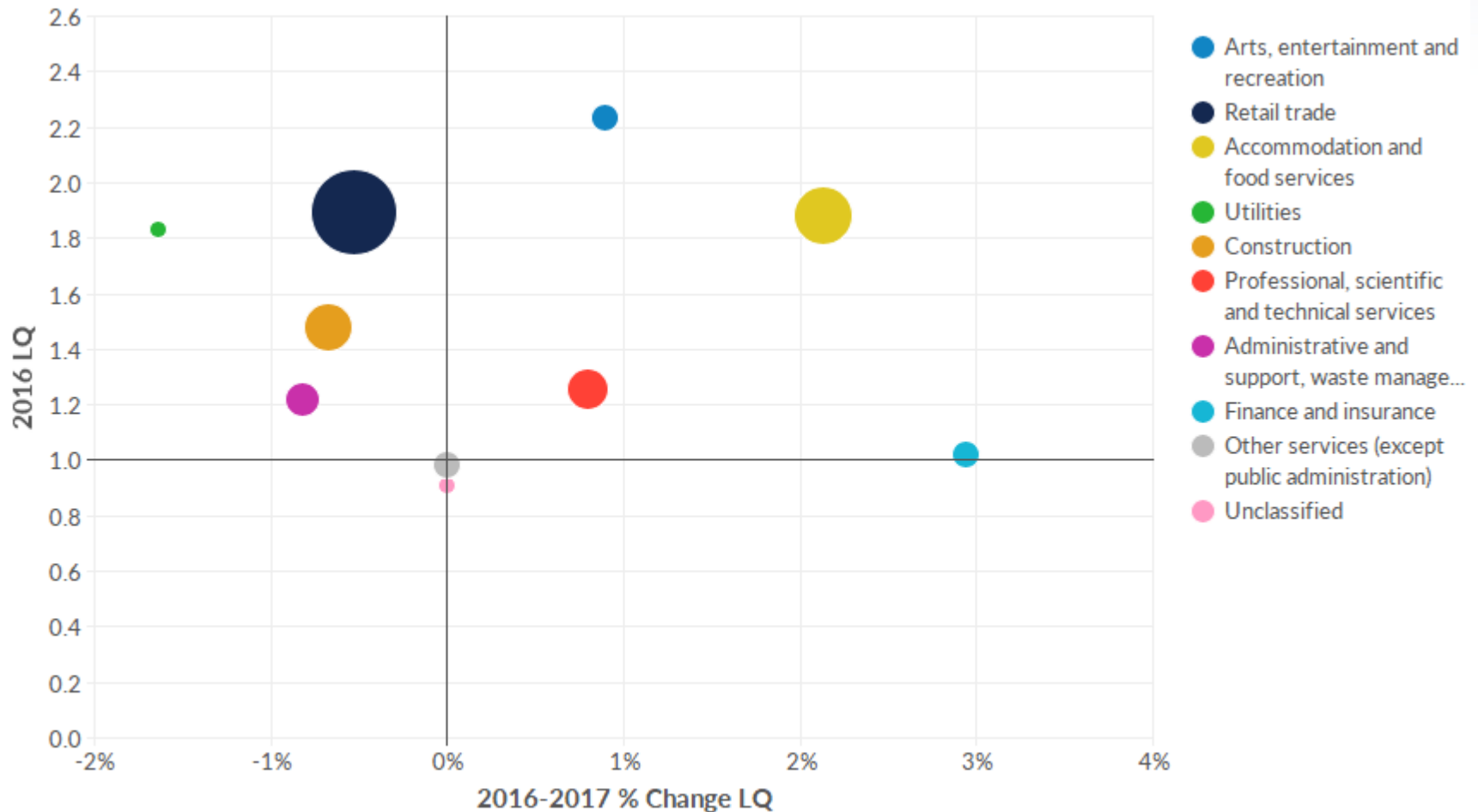


Fastest Growing Industries



Industry	2011 Jobs	2016 Jobs	Change in Jobs (2011-2016)	% Change
Administrative and support, waste management and remediation services	270	480	210	78%
Real estate and rental and leasing	160	330	170	106%
Construction	875	970	95	11%
Tourism (Accommodations & Food + Arts & Entertainment, and Travel Services)	980	1075	95	10%
Other services (except public administration)	235	325	90	38%
Manufacturing	570	650	80	14%
Educational services	370	450	80	22%
Wholesale trade	200	265	65	33%
Health care and social assistance	745	805	60	8%
Information and cultural industries	125	175	50	40%

Highest Industry Location Quotient

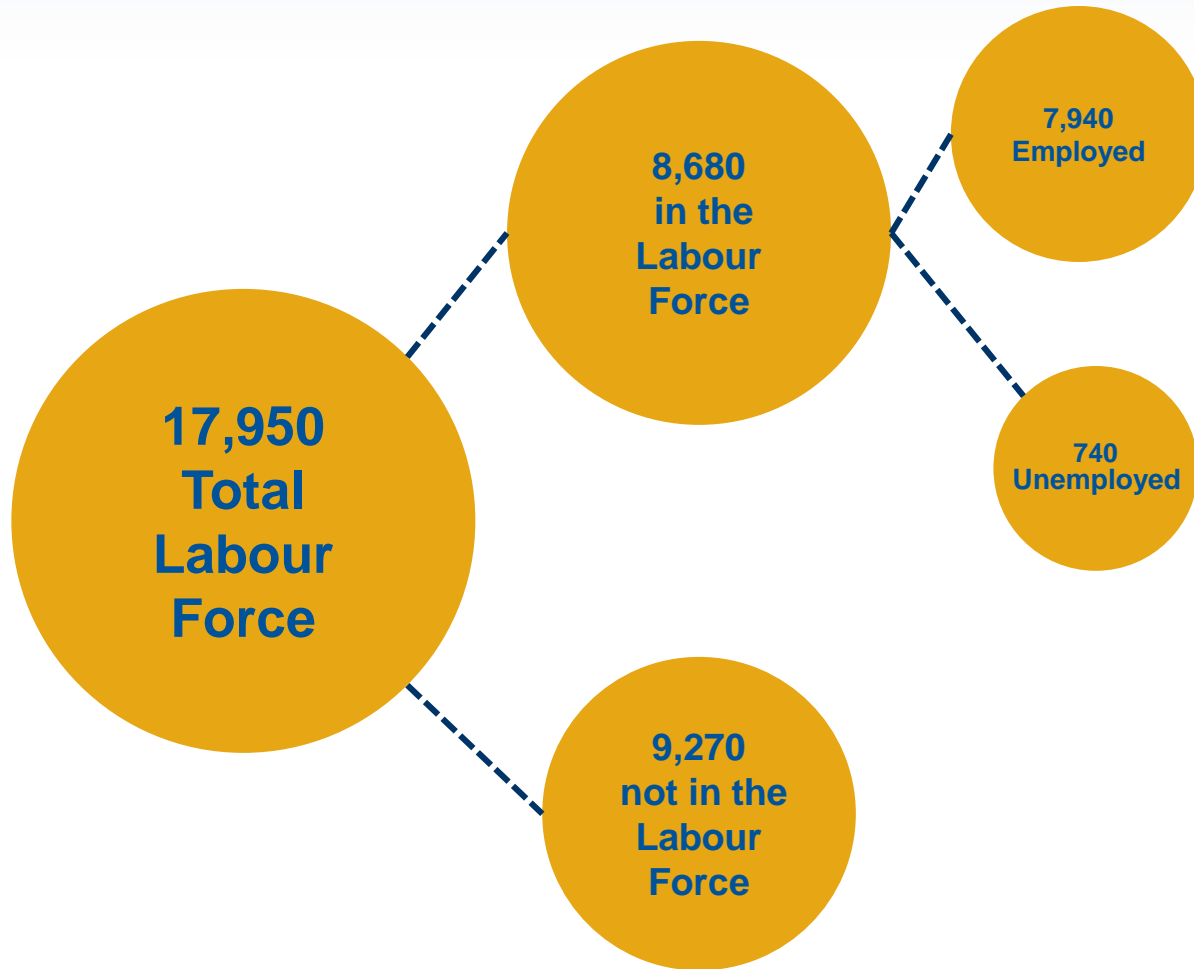


*Bubble size represents 2016 jobs in each region.

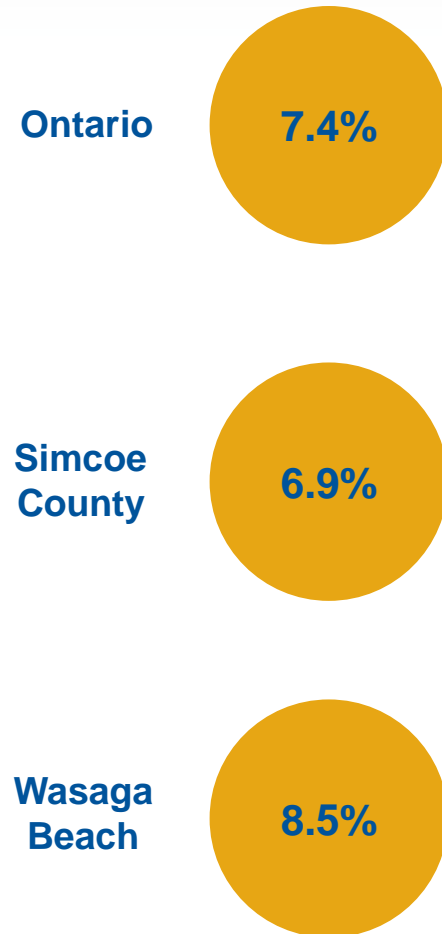
LABOUR FORCE



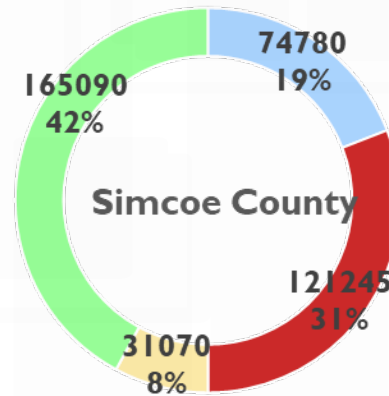
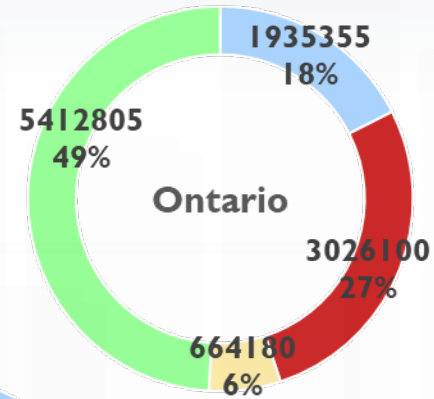
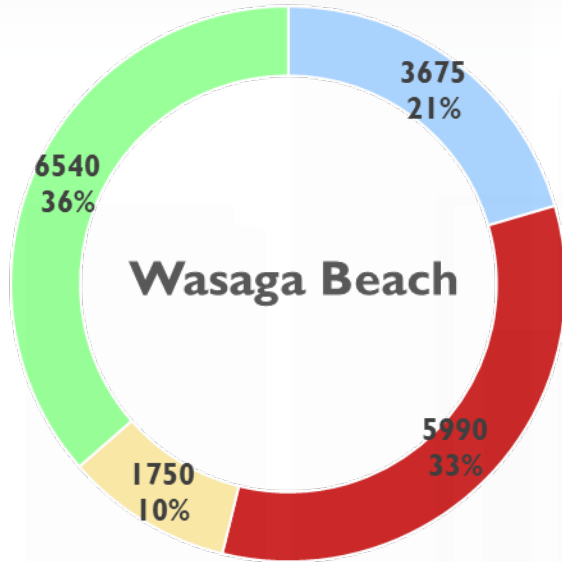
Labour Force Overview



Unemployment Rate



Education Level



- No certificate, diploma or degree
- College or University certificate or diploma

- High school diploma or equivalent
- Apprenticeship or trades certificate or diploma

Population & Labour Force within 30km



Central Wasaga Beach – 30km radius

Total Population	229,963
Household population 15 years or over for labour force	192,228
In the labour force	124,559
Employed	115,374
Unemployed	9,185
Not in the labour force	67,669



Largest Occupations in 2016



Fastest Growing Occupations



Occupation	2011 Jobs	2016 Jobs	Change in Jobs (2011-2016)	% Change
Trades, transport and equipment operators and related occupations	1,340	1,730	390	29%
Management occupations	775	980	205	26%
Occupations in art, culture, recreation and sport	170	280	110	65%
Occupations in manufacturing and utilities	320	405	85	27%
Health occupations	415	490	75	18%
Business, finance and administration occupations	1,030	1,100	70	7%
Natural resources, agriculture and related production occupations	100	160	60	60%
Natural and applied sciences and related occupations	295	305	10	3%

Source: Census 2016

1,705 Wasaga Beach residents work within their own community

3,930 Wasaga Beach residents leave the municipality each day for work

945 non-residents commute into Wasaga Beach each day for work

Town of Wasaga Beach is a net exporter of 2,985 workers.



A stylized graphic in shades of blue and white. It features a sailboat with three sails on the left, and two evergreen trees to its right. Below these elements is a large, curved wave that spans across the bottom of the image. The background is a light blue gradient.

**Turn your local data
into knowledge.**

James Bang

Economic Development Officer

County of Simcoe

James.bang@simcoe.ca

705-726-9300 ext. 1525